

JUMO GmbH & Co. KG
 Delivery address: Mackenrodtstraße 14
 36039 Fulda, Germany
 Postal address: 36035 Fulda, Germany
 Phone: +49 661 6003-0
 Fax: +49 661 6003-607
 E-mail: mail@jumo.net
 Internet: www.jumo.net

JUMO Instrument Co. Ltd.
 JUMO House
 Temple Bank, Riverway
 Harlow, Essex CM20 2DY, UK
 Phone: +44 1279 635533
 Fax: +44 1279 635262
 E-mail: sales@jumo.co.uk
 Internet: www.jumo.co.uk

JUMO Process Control, Inc.
 6733 Myers Road
 East Syracuse, NY 13057, USA
 Phone: 315-437-5866
 1-800-554-5866
 Fax: 315-437-5860
 E-mail: info.us@jumo.net
 Internet: www.jumousa.com



JUMO mTRON T Measuring, Control, and Automation System

Analog input module 4-channel


Brief description

The analog input module 4-channel is equipped with four universal analog inputs that are electrically isolated from each other for thermocouples, RTD temperature probes, resistance transmitters, resistance/potentiometers, or standard signals (current or voltage) as well as one digital input (DC 0/24 V). The digitized input values/states are available in the system for further processing.

LEDs are used to indicate applied voltage supply, the module operating status, as well as the logical status of the digital input.

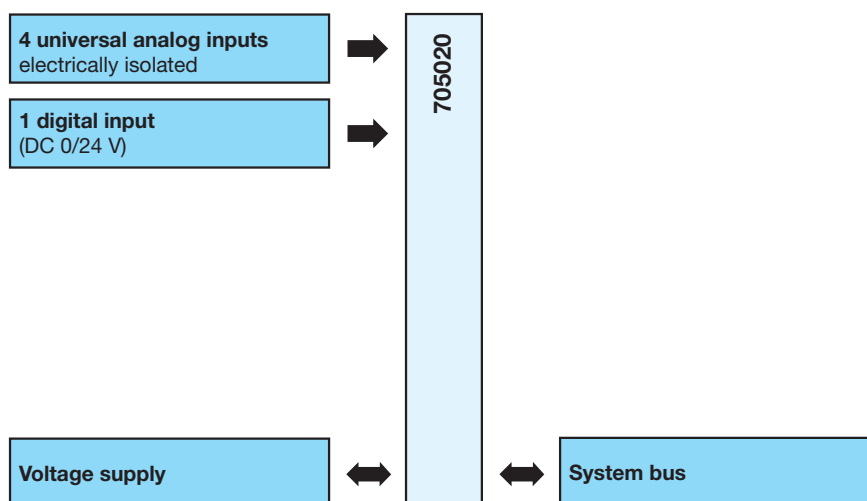
A setup program can be used to comfortably configure the analog input module.

For service work, the module insert can be easily pulled out of the case at the front. The case including the bus PCB remains mounted on the DIN rail.



Type 705020/...

Block diagram



Features

- Four high-quality, universal analog inputs for thermocouples, RTD temperature probes, resistance transmitters, resistance/potentiometers, or standard signals
- All analog inputs are electrically isolated from each other
- Customer-specific linearization (up to 45 pairs of values or polynomial up to the 4th order)
- Limit value monitoring
- One digital input DC 0/24 V
- Automatic configuration after the module insert has been exchanged (Plug and Play)
- Connection of the inputs at the front
- Removable terminal strips with Push-In technology
- Quick wiring of operating voltage and system bus due to easy module connection

Approval/approval marks (see “Technical data”)



JUMO GmbH & Co. KG

Delivery address: Mackenrodtstraße 14
36039 Fulda, Germany
Postal address: 36035 Fulda, Germany
Phone: +49 661 6003-0
Fax: +49 661 6003-607
E-mail: mail@jumo.net
Internet: www.jumo.net

JUMO Instrument Co. Ltd.

JUMO House
Temple Bank, Riverway
Harlow, Essex CM20 2DY, UK
Phone: +44 1279 635533
Fax: +44 1279 635262
E-mail: sales@jumo.co.uk
Internet: www.jumo.co.uk

JUMO Process Control, Inc.

6733 Myers Road
East Syracuse, NY 13057, USA
Phone: 315-437-5866
1-800-554-5866
Fax: 315-437-5860
E-mail: info.us@jumo.net
Internet: www.jumousa.com



Description

Limit value monitoring

For each analog input, two separate alarms (min/max alarm) can be activated; each alarm has its own limit value. Alarm type, event text, collective alarm, alarm suppression, and alarm delay are configurable.

Analog inputs

The four analog inputs are universal measuring inputs for RTD temperature probes, thermocouples, resistance transmitters, resistance/potentiometers, and standard signals (current, voltage). Linearizations for over 20 common measuring probes (RTD temperature probes, thermocouples) are saved. A measured value offset or a fine adjustment can be carried out to compensate for plant-specific deviations. Due to the measuring circuit monitoring, a measuring range that is too high or too low, probe/cable break, and probe/cable short circuit are detected – depending on the measuring element type – so that the system is switched to an operational safe status in the event of an error.

Customer-specific linearization

A customer-specific linearization is also possible. The required linearization curve can be entered in the setup program using up to 45 pairs of values or a formula (polynomial up to the 4th order).

Digital input

In addition, a digital input DC 0/24 V is available. The signal status can be used in the system in a flexible manner.

JUMO GmbH & Co. KG
 Delivery address: Mackenrodtstraße 14
 36039 Fulda, Germany
 Postal address: 36035 Fulda, Germany
 Phone: +49 661 6003-0
 Fax: +49 661 6003-607
 E-mail: mail@jumo.net
 Internet: www.jumo.net

JUMO Instrument Co. Ltd.
 JUMO House
 Temple Bank, Riverway
 Harlow, Essex CM20 2DY, UK
 Phone: +44 1279 635533
 Fax: +44 1279 635262
 E-mail: sales@jumo.co.uk
 Internet: www.jumo.co.uk

JUMO Process Control, Inc.
 6733 Myers Road
 East Syracuse, NY 13057, USA
 Phone: 315-437-5866
 1-800-554-5866
 Fax: 315-437-5860
 E-mail: info.us@jumo.net
 Internet: www.jumousa.com



Technical data

Analog inputs

General information

Number	4
A/D converter	Dynamic resolution up to 16 bit

Thermocouples

Designation	Standard	Measuring range	Measuring accuracy ^a	Ambient temperature influence
Fe-CuNi "L"		-200 to +900 °C	≤ 0.1 % from -100 °C	300 ppm/K
Fe-CuNi "J"	DIN EN 60584	-200 to +1200 °C	≤ 0.1 % from -100 °C	300 ppm/K
Cu-CuNi "U"		-200 to +600 °C	≤ 0.1 % from -130 °C	300 ppm/K
Cu-CuNi "T"	DIN EN 60584	-200 to +400 °C	≤ 0.1 % from -150 °C	300 ppm/K
NiCr-Ni "K"	DIN EN 60584	-200 to +1372 °C	≤ 0.1 % from -80 °C	300 ppm/K
NiCr-CuNi „E“	DIN EN 60584	-200 to +1000 °C	≤ 0.1 % from -80 °C	300 ppm/K
NiCrSi-NiSi "N"	DIN EN 60584	-100 to +1300 °C	≤ 0.1 % from -80 °C	300 ppm/K
Pt10Rh-Pt "S"	DIN EN 60584	-50 to 1768 °C	≤ 0.15 % from 20 °C	300 ppm/K
Pt13Rh-Pt "R"	DIN EN 60584	-50 to 1768 °C	≤ 0.15 % from 20 °C	300 ppm/K
Pt30Rh-Pt6Rh "B"	DIN EN 60584	0 to 1820 °C	≤ 0.15 % from 400 °C	300 ppm/K
W5Re-W26Re „C“		0 to 2320 °C	≤ 0.15 % from 500 °C	300 ppm/K
W3Re-W25Re "D"		0 to 2495 °C	≤ 0.15 % from 500 °C	300 ppm/K
W3Re-W26Re		0 to 2400 °C	≤ 0.15 % from 500 °C	300 ppm/K
Chromel-Copel	GOST 8.585-2001	-200 to +800 °C	≤ 0.15 % from -80 °C	300 ppm/K
Chromel-Alumel	GOST 8.585-2001	-200 to +1372 °C	≤ 0.10 % from -80 °C	300 ppm/K
PLII (Platinel II)		0 to 1395 °C	≤ 0.10 % from -80 °C	300 ppm/K
Linear		0 to 75 mV	≤ 0.1 %	300 ppm/K
Cold junction		Pt100 internal		
Cold junction accuracy		± 1 K		

^a The accuracy values refer to the maximum measuring range. Smaller measuring ranges lead to reduced linearization accuracy.

RTD temperature probe

Designation	Standard	Measuring range	Measuring accuracy ^a	Ambient temperature influence
Pt100 2-wire circuit 3-wire/4-wire circuit	DIN EN 60751	-200 to +850 °C	≤ 0.15 % ≤ 0.05 %	50 ppm/K
Pt500 2-wire circuit 3-wire/4-wire circuit	DIN EN 60751	-200 to +850 °C	≤ 0.30 % ≤ 0.15 %	50 ppm/K
Pt1000 2-wire circuit 3-wire/4-wire circuit	DIN EN 60751	-200 to +850 °C	≤ 0.20 % ≤ 0.08 %	50 ppm/K
Ni 100 2-wire circuit 3-wire/4-wire circuit	DIN 43760	-60 to +250 °C	≤ 0.36 % ≤ 0.24 %	50 ppm/K
Pt100 2-wire circuit 3-wire/4-wire circuit	JIS 1604	-200 to +650 °C	≤ 0.20 % ≤ 0.06 %	50 ppm/K

JUMO GmbH & Co. KG
 Delivery address: Mackenrodtstraße 14
 36039 Fulda, Germany
 Postal address: 36035 Fulda, Germany
 Phone: +49 661 6003-0
 Fax: +49 661 6003-607
 E-mail: mail@jumo.net
 Internet: www.jumo.net

JUMO Instrument Co. Ltd.
 JUMO House
 Temple Bank, Riverway
 Harlow, Essex CM20 2DY, UK
 Phone: +44 1279 635533
 Fax: +44 1279 635262
 E-mail: sales@jumo.co.uk
 Internet: www.jumo.co.uk

JUMO Process Control, Inc.
 6733 Myers Road
 East Syracuse, NY 13057, USA
 Phone: 315-437-5866
 1-800-554-5866
 Fax: 315-437-5860
 E-mail: info.us@jumo.net
 Internet: www.jumousa.com



Designation	Standard	Measuring range	Measuring accuracy ^a	Ambient temperature influence
Pt50 2-wire circuit 3-wire/4-wire circuit	GOST 6651-94	-200 to +1100 °C	≤ 0.30 % ≤ 0.06 %	50 ppm/K
Pt100 2-wire circuit 3-wire/4-wire circuit	GOST 6651-94	-200 to +850 °C	≤ 0.15 % ≤ 0.05 %	50 ppm/K
Cu50 2-wire circuit 3-wire/4-wire circuit	GOST 6651-94	-50 to +200 °C	≤ 0.80 % ≤ 0.60 %	200 ppm/K
Cu100 2-wire circuit 3-wire/4-wire circuit	GOST 6651-94	-50 to +200 °C	≤ 0.80 % ≤ 0.50 %	200 ppm/K
KTY11-6 2-wire circuit 3-wire/4-wire circuit		-50 to +150 °C	≤ 1 % ≤ 0.24 %	50 ppm/K
Sensor lead resistance		Max. 30 Ω per lead with a 3-wire and 4-wire circuit Max. 10 Ω per lead with a 2-wire circuit		
Measuring current		Pt100 approx. 250 μA, Pt500, and Pt1000 approx. 100 μA; not constant		
Lead compensation		Not required for 3-wire and 4-wire circuit. For a 2-wire circuit, the lead resistance can be compensated in the software by correcting the process value.		

^a The accuracy values refer to the maximum measuring range. Smaller measuring ranges lead to reduced linearization accuracy.

Standard signals

Designation	Measuring range	Measuring accuracy ^a	Ambient temperature influence
Voltage Input resistance $R_E > 500 \text{ k}\Omega$ Input resistance $R_E > 100 \text{ k}\Omega$	DC 0(2) to 10 V DC 0 to 1 V	≤ 0.05 %	100 ppm/K
Current (voltage drop ≤ 2 V)	DC 0(4) to 20 mA	≤ 0.05 %	100 ppm/K
Resistance transmitter	min. 100 Ω, max. 4 kΩ	± 4 Ω	100 ppm/K
Resistance/potentiometer	< 400 Ω 400 Ω to 4 kΩ	± 0.4 Ω ± 4 Ω	50 ppm/K 50 ppm/K

^a The accuracy values refer to the maximum measuring range. Smaller measuring ranges lead to reduced linearization accuracy.

Measuring circuit monitoring

In the event of an error the digitized output values move to a defined status.

Measuring element	Out of range	Probe/cable short circuit	Probe/cable break
Thermocouple	Is detected	Is not detected	Is detected
RTD temperature probe	Is detected	Is detected	Is detected
Voltage 2 to 10 V 0 to 10 V 0 to 1 V	Is detected Is detected Is detected	Is detected Is not detected Is not detected	Is detected Is not detected Is not detected
Current 4 to 20 mA 0 to 20 mA	Is detected Is detected	Is detected Is not detected	Is detected Is not detected
Resistance transmitter	Is detected	Is not detected	Is detected
Resistance/potentiometer	Is detected	Is detected	Is detected

JUMO GmbH & Co. KG
 Delivery address: Mackenrodtstraße 14
 36039 Fulda, Germany
 Postal address: 36035 Fulda, Germany
 Phone: +49 661 6003-0
 Fax: +49 661 6003-607
 E-mail: mail@jumo.net
 Internet: www.jumo.net

JUMO Instrument Co. Ltd.
 JUMO House
 Temple Bank, Riverway
 Harlow, Essex CM20 2DY, UK
 Phone: +44 1279 635533
 Fax: +44 1279 635262
 E-mail: sales@jumo.co.uk
 Internet: www.jumo.co.uk

JUMO Process Control, Inc.
 6733 Myers Road
 East Syracuse, NY 13057, USA
 Phone: 315-437-5866
 1-800-554-5866
 Fax: 315-437-5860
 E-mail: info.us@jumo.net
 Internet: www.jumousa.com



Digital input

Number	1
Input signal	DC 0/24 V (PLC level; logical "0" = -3 to +5 V; logical "1" = +15 to +30 V)

Electrical data

Voltage supply	
Connection	Lateral (feed via base unit or router module)
Voltage	DC 24 V +25/-20 %
Residual ripple	5 %
Current consumption	130 mA (at DC 19.2 V)
Power consumption	3 W
Inputs (terminals 1 to 18)	
Connection	At the front (removable terminal strips with Push-In technology)
Conductor cross section on terminals 1 to 18	
Wire or strand without ferrule	Min. 0.14 mm ² , max. 1.5 mm ²
Strand with ferrule	Without plastic collar: Min. 0.25 mm ² , max. 1.5 mm ² With plastic collar: Min. 0.25 mm ² , max. 0.5 mm ²
Stripping length on terminals 1 to 18	9 mm
Electrical safety	Acc. to DIN EN 61010-1 Overvoltage category III, pollution degree 2
Electromagnetic compatibility	Acc. to DIN EN 61326-1
Interference emission	Class A – only for industrial use –
Interference immunity	Industrial requirements

Case and ambient conditions

Case type	Plastic case for DIN rail mounting in the control cabinet (indoor use); DIN rail acc. to DIN EN 60715, 35 mm x 7.5 mm x 1 mm
Dimensions (W x H x D)	22.5 m x 103.6 m x 101.5 m (without connection elements)
Weight	Approx. 140 g
Protection rating	IP 20, acc. to DIN EN 60529
Ambient temperature range	-20 to +55 °C
Storage temperature range	-40 to +70 °C
Resistance to climatic conditions	Relative humidity ≤ 90 % annual average without condensation (climatic class 3K3 acc. to DIN EN 60721-3-3 with extended temperature and humidity range)
Site altitude	Up to 2000 m above sea level
Mechanical ambient conditions ^a	Classification acc. to DIN EN 60721-3-3, table 6, class 3M2

^a Test conditions are listed in the System Descriptor B 705000.8.

Approval/approval marks

Approval mark	Testing agency	Certificate/certification number	Inspection basis	Valid for
c UL us	Underwriters Laboratories	E201387	UL 61010-1 (3. Ed.), CAN/CSA-22.2 No. 61010-1 (3. Ed.)	all types

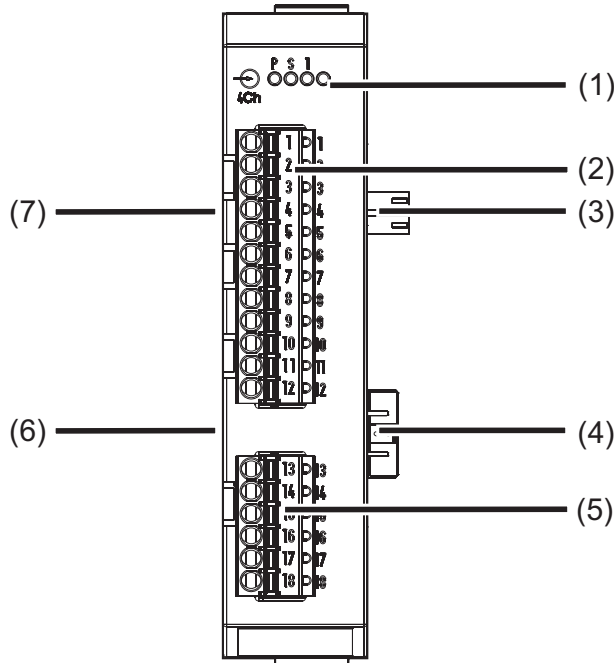
JUMO GmbH & Co. KG
 Delivery address: Mackenrodtstraße 14
 36039 Fulda, Germany
 Postal address: 36035 Fulda, Germany
 Phone: +49 661 6003-0
 Fax: +49 661 6003-607
 E-mail: mail@jumo.net
 Internet: www.jumo.net

JUMO Instrument Co. Ltd.
 JUMO House
 Temple Bank, Riverway
 Harlow, Essex CM20 2DY, UK
 Phone: +44 1279 635533
 Fax: +44 1279 635262
 E-mail: sales@jumo.co.uk
 Internet: www.jumo.co.uk

JUMO Process Control, Inc.
 6733 Myers Road
 East Syracuse, NY 13057, USA
 Phone: 315-437-5866
 1-800-554-5866
 Fax: 315-437-5860
 E-mail: info.us@jumo.net
 Internet: www.jumousa.com

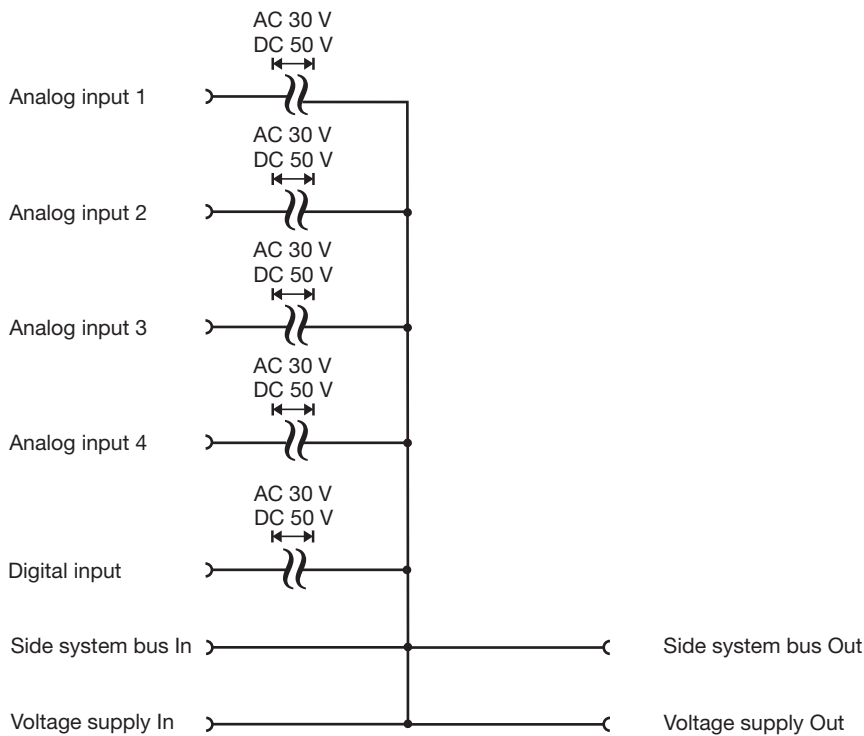


Display and connection elements



- (1) Status displays (LED)
 P = Voltage supply
 S = Status
 1 = Digital input
 (LED is lit: Active)
- (2) Analog input 1 to 3
- (3) Voltage supply Out, DC 24 V
- (4) Side system bus Out
- (5) Analog input 4;
 digital input
- (6) Side system bus In
- (7) Voltage supply In, DC 24 V

Electrical isolation



JUMO GmbH & Co. KG
 Delivery address: Mackenrodtstraße 14
 36039 Fulda, Germany
 Postal address: 36035 Fulda, Germany
 Phone: +49 661 6003-0
 Fax: +49 661 6003-607
 E-mail: mail@jumo.net
 Internet: www.jumo.net

JUMO Instrument Co. Ltd.
 JUMO House
 Temple Bank, Riverway
 Harlow, Essex CM20 2DY, UK
 Phone: +44 1279 635533
 Fax: +44 1279 635262
 E-mail: sales@jumo.co.uk
 Internet: www.jumo.co.uk

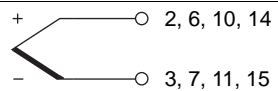
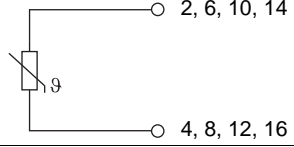
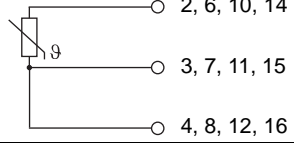
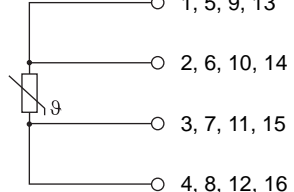
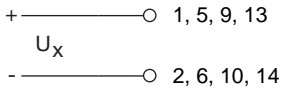
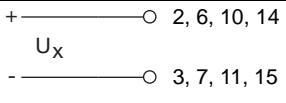
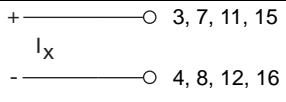
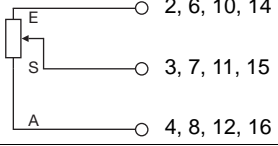
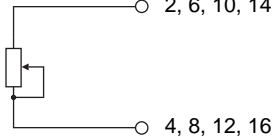
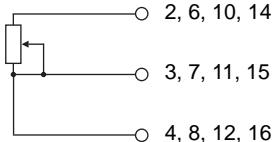
JUMO Process Control, Inc.
 6733 Myers Road
 East Syracuse, NY 13057, USA
 Phone: 315-437-5866
 1-800-554-5866
 Fax: 315-437-5860
 E-mail: info.us@jumo.net
 Internet: www.jumousa.com



Connection diagram

The connection diagram included in the data sheet provides initial information about the connection options. Only use the installation instructions or the operating manual for the electrical connection. The know-how and the correct technical implementation of the safety warnings/instructions contained in these documents are the prerequisite for the installation, electrical connection, and initial start as well as for the safety during operation.

Analog inputs

Connection	Input	Terminals	Symbol and terminal designation
Thermocouple	1 2 3 4	2 and 3 6 and 7 10 and 11 14 and 15	
RTD temperature probe 2-wire circuit	1 2 3 4	2 and 4 6 and 8 10 and 12 14 and 16	
RTD temperature probe 3-wire circuit	1 2 3 4	2 to 4 6 to 8 10 to 12 14 to 16	
RTD temperature probe 4-wire circuit	1 2 3 4	1 to 4 5 to 8 9 to 12 13 to 16	
Voltage DC 0(2) to 10 V	1 2 3 4	1 and 2 5 and 6 9 and 10 13 and 14	
Voltage DC 0 to 1 V	1 2 3 4	2 and 3 6 and 7 10 and 11 14 and 15	
Current DC 0(4) to 20 mA	1 2 3 4	3 and 4 7 and 8 11 and 12 15 and 16	
Resistance transmitter A = Start E = End S = Slider	1 2 3 4	2 to 4 6 to 8 10 to 12 14 to 16	
Resistance/potentiometer 2-wire circuit	1 2 3 4	2 and 4 6 and 8 10 and 12 14 and 16	
Resistance/potentiometer 3-wire circuit	1 2 3 4	2 to 4 6 to 8 10 to 12 14 to 16	

JUMO GmbH & Co. KG
 Delivery address: Mackenrodtstraße 14
 36039 Fulda, Germany
 Postal address: 36035 Fulda, Germany
 Phone: +49 661 6003-0
 Fax: +49 661 6003-607
 E-mail: mail@jumo.net
 Internet: www.jumo.net

JUMO Instrument Co. Ltd.
 JUMO House
 Temple Bank, Riverway
 Harlow, Essex CM20 2DY, UK
 Phone: +44 1279 635533
 Fax: +44 1279 635262
 E-mail: sales@jumo.co.uk
 Internet: www.jumo.co.uk

JUMO Process Control, Inc.
 6733 Myers Road
 East Syracuse, NY 13057, USA
 Phone: 315-437-5866
 1-800-554-5866
 Fax: 315-437-5860
 E-mail: info.us@jumo.net
 Internet: www.jumousa.com



Connection	Input	Terminals	Symbol and terminal designation
Resistance/potentiometer 4-wire circuit	1 2 3 4	1 to 4 5 to 8 9 to 12 13 to 16	

Digital input

Connection	Input	Terminals	Symbol and terminal designation
Digital input DC 0/24 V	1	17 and 18	

JUMO GmbH & Co. KG

Delivery address: Mackenrodtstraße 14
36039 Fulda, Germany
Postal address: 36035 Fulda, Germany
Phone: +49 661 6003-0
Fax: +49 661 6003-607
E-mail: mail@jumo.net
Internet: www.jumo.net

JUMO Instrument Co. Ltd.

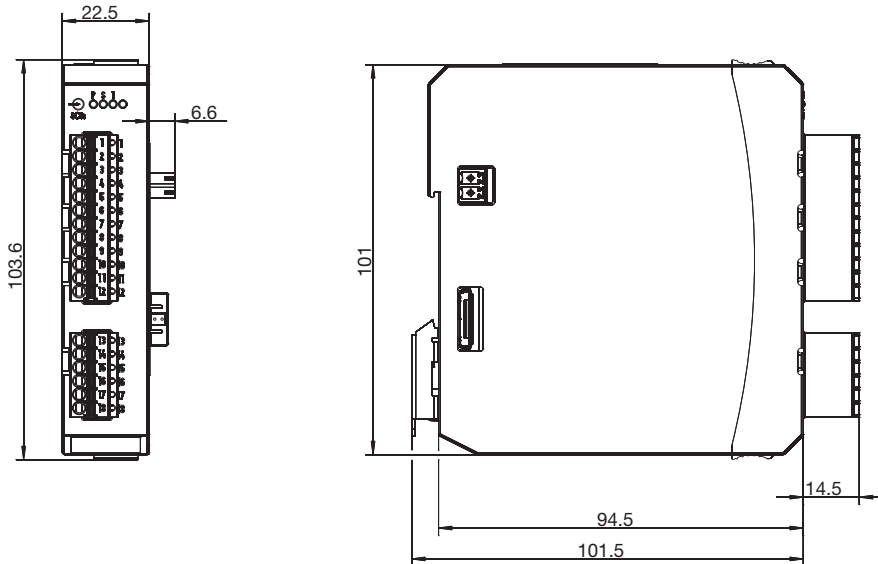
JUMO House
Temple Bank, Riverway
Harlow, Essex CM20 2DY, UK
Phone: +44 1279 635533
Fax: +44 1279 635262
E-mail: sales@jumo.co.uk
Internet: www.jumo.co.uk

JUMO Process Control, Inc.

6733 Myers Road
East Syracuse, NY 13057, USA
Phone: 315-437-5866
1-800-554-5866
Fax: 315-437-5860
E-mail: info.us@jumo.net
Internet: www.jumousa.com



Dimensions



Module overview

Base units

- Central processing unit
Data sheet 705001

Input/output modules

- Multichannel controller module
Data sheet 705010
- Relay module 4-channel
Data sheet 705015
- Analog input module 4-channel
Data sheet 705020
- Analog input module 8-channel
Data sheet 705021
- Digital input/output module 12-channel
Data sheet 705030

Special modules

- Router module
Data sheet 705040

Operating, visualization, recording

- Multifunction panel 840
Data sheet 705060

Power supply units

- 705090/05-33
Data sheet 705090
- 705090/10-33
Data sheet 705090

JUMO GmbH & Co. KG

Delivery address: Mackenrodtstraße 14
36039 Fulda, Germany
Postal address: 36035 Fulda, Germany
Phone: +49 661 6003-0
Fax: +49 661 6003-607
E-mail: mail@jumo.net
Internet: www.jumo.net

JUMO Instrument Co. Ltd.

JUMO House
Temple Bank, Riverway
Harlow, Essex CM20 2DY, UK
Phone: +44 1279 635533
Fax: +44 1279 635262
E-mail: sales@jumo.co.uk
Internet: www.jumo.co.uk

JUMO Process Control, Inc.

6733 Myers Road
East Syracuse, NY 13057, USA
Phone: 315-437-5866
1-800-554-5866
Fax: 315-437-5860
E-mail: info.us@jumo.net
Internet: www.jumousa.com



Order details

(1) Basic type	
705020	Analog input module 4-channel
(2) Voltage supply	
36	DC 24 V +25/-20 %

Order code /
Order example 705020 / 36

Scope of delivery

1 analog input module, 4-channel
1 Installation Instructions B 705020.4

General accessories

Article	Part no.
JUMO mTRON T system manual, English	00575577
MiniDVD with setup program (full version), programming software CODESYS V3, and detailed documentation; incl. USB cable	00569494
PC Evaluation Software PCA3000	00431882
Release automatic print for PC Evaluation Software PCA3000	00505548
PCA Communication Software PCC	00431879
Plant Visualization Software JUMO SVS3000: See data sheet 700755	-
USB cable A-plug mini-B-plug 3 m	00506265